



DAV CENT. PUBLIC SCHOOL, NABHA
HOLIDAYS HOMEWORK

CLASS 2

NOTE: Do the holidays homework neatly in your fair notebooks. (subject wise) with neat and clean handwriting according to the instructions.

ENGLISH

Q1. Match the following rhyming words

Smile. Hear

White. Bunny

Wear. While

Funny. Light

Q2. Fill in the blanks by using a,e,i,o,u

P_rr_t.

M_r n _ n g

Q_e_n.

lc_cr_am

e.p_nc_l.

T__ch_r

Q3. Write the opposite words

1. Happy

2. Full

3. Go

4. Open

Q4. Draw and write any ten naming words.

Q5. Replace the bold words with he, she, it, they.

Rohan is a big boy. Rohan is 8 years old.

This is Aditi. Aditi is my cousin.

I have a parrot. My parrot eats green chillies.

My mother is a housewife. My mother cooks tasty food.

I love my parents. My parents love me too.

My uncle is a doctor. My uncle goes to the hospital.

Q6. Put the words in the correct order.

wind/fast/blowing/the/is

dries/feathers/her/Tuk-Tuk

has/lovely/chirpy/a/nest

food/is/There/n

are/you/a/cat/good

Q7. Learn poem" little Pussy".

Q8. Rewrite these lines with good handwriting

One day Murali ate a mango. He threw the seed behind his house. Many months later, he saw a plant. He watered the plant everyday. The plant grew into a big mango tree.

Q9. Paste picture of your mother and write five lines on 'My mother.'

Q10. Read the following passage and fill the blanks:

Sheetal is a good girl. she gets up in time. She brushes her teeth in the morning and at night. She takes a bath everyday. She wears clean clothes and combs her hair. She drinks milk and eats a banana in the morning. She goes to school by bus. She likes to draw and colour pictures. She gets good grades.

Fill in the blanks:

Sheetal wears clean_____.

She takes a__everyday.

Sheetal gets good__.

Sheetal likes to___and___pictures.

EVS

Q1. Write any five good habits.

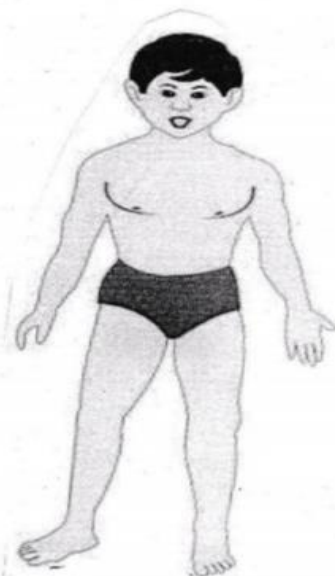
Q2. What activities can we do with our hands and fingers? Q3. What activities can we do with legs and feet?

Q4. Write few lines on Myself.

Q5.

● Rearrange the jumbled words to form your body parts-

- 1. HAED _____
- 2. NKCE _____
- 3. SDUESOHLR _____
- 4. ASRM _____
- 5. WSRIT _____
- 6. FSIGNER _____
- 7. CTESH _____
- 8. KENE _____
- 9. TSOE _____
- 10. FETE _____



Q6. Unjumble the letters and write the name of the body part:

a. RASE-. c. EGL-

b. HADE-. d. UMOHT-

Q7. Match the following:

Brush. Hair

Comb. Teeth

Hanky. Nails

Nailcutter. Nose

Q8. Fill in the blanks:

We have ___ sense organs.(five/six)

___ covers our body.(hand/skin)

Comb helps us to keep our ___ tidy.(nails/hair)

We ___ with our nose.(smell/feel)


We keep our body clean to stay _____.(fit/ill)

Q9. Draw any two things which keep us clean.

Q10. Project work.

Roll No.1 to 15

Make a "Finger Puppet" with by Paper cutting & pasting etc.



Roll no. 16 to 35

Make a stick puppet of any two family member



Mathematics

Q1. Write the name of:

The youngest member of your family.

The tallest member of your family.

Q2. Write the missing numbers:

a. 125, 126, 127, __, __, __

b. 260, __, __, 263, __

c. __, __, 190, __, __

d. 45, __, __, 48, 49, __

Q3. Put sign <, >, =

1. 342 _____ 543

2. 543 _____ 32

3. 108 _____ 987

4. 327 _____ 765

Q4. Circle the biggest number:

a. 254, 547, 478, 352, 632, 207

b. 605, 300, 801, 301, 204, 199

c. 169, 159, 258, 284, 196, 169

Q5. Write the number names

1. 547-

2. 250-

3. 102-

4. 200-

5. 76-

Q6. What comes after:

1. 233 _____

2. 564 _____

3. 233 _____

4. 108 _____

Q7. Write the numerals:

1. Three hundred and ninety one.

2. Nine hundred and nineteen

3. Three hundred and ten

4. Nine hundred and twelve

5. Eight hundred and forty six.

Q8. Arrange in increasing order.

a. 120, 492, 266, 348

b. 529, 498, 276, 478

c. 252, 354, 390, 250

d. 29, 84, 36, 12

Q9. Arrange in descending order:

a. 46, 350, 261, 170

b. 183, 458, 272, 964

c. 452, 400, 410, 403

d. 175, 408, 333, 207

Q10. Look at the picture and answer the following

Look at the picture given below :

Now, answer the following.

What is the ordinal number of the lion? _____

What is the ordinal number of the monkey? _____

What is the ordinal number of the camel? _____

What is the ordinal number of the goat? _____

Which is the seventh animal? _____

Which is the first animal? _____

Which is the ninth animal? _____

Which is the second animal? _____

At which position is zebra standing? _____

At which position is horse standing? _____

Q11. Write down the digit in ones Place.

A digit's place value tells us how much each digit is worth.



1) Write down which digit is in the **ones** place:

167 → 7	425 →	319 →	830 →
56 →	902 →	621 →	83 →

2) Write down which digit is in the **tens** place:

273 →	194 →	832 →	508 →
42 →	315 →	209 →	93 →

3) Write down which digit is in the **hundreds** place:

635 →	302 →	128 →	39 →
271 →	840 →	65 →	481 →

हिंदी

१ रसोई घर में प्रयोग होने वाली 5 चीजों के नाम लिखिए और चित्र बनाएं ।

वर्ग पहेली में से ई मात्रा के 10 शब्द ढूँढकर लिखें ।

दि	न	सि	र
कि	ला	गि	रा
कि	ना	रा	व
सि	ता	र	गि
मा	लि	श	या
र	वि	वा	र
कि	श	मि	श

वर्ग पहेली में से ई मात्रा के 10 शब्द ढूँढकर लिखें ।

ती	न	चा	ची
हा	थी	शी	शा
व	क	री	भा
म	छ	ली	र
क	हा	नी	ती
ज	मी	न	य
ना	श	पा	ती

२. सीखो कविता याद करे।

३. इ और ई मात्रा के शब्द ढूँढ कर लिखें।

४. संज्ञा शब्द पर घेरा लगाएं

क बच्चे गेंद से खेल रहे हैं ।

ख अदिति पढ़ाई कर रही है।

ग समीर केला खा रहा है ।

घ टेबल पर किताब रखी है ।

ड. बगीचे में सुंदर फूल है ।

५. खाली स्थान में उचित सर्वनाम शब्द लिखिए

क मुझे ----- खाने को चाहिए (कुछ/ कोई) ख वहां खड़ा है।(मैं / कौन)

ग ___ मेरी किताब है। (कोई / यह)

घ रोहन _____ कर रहा है। (क्या/कोई)

६. दांतों को मजबूत रखने के लिए जो चीजें खानी चाहिए उनके चित्र बनाओ

७. निम्नलिखित सुलेख लिखें ।

एक दिन प्रिया अपने मित्रों के साथ स्कूल जा रही थी रेलवे फाटक पर हरी बत्ती जल रही थी प्रिया ने प्रतीक से इसका कारण पूछा उसने बताया जब रेलगाड़ी के आने का समय होता है तब ड्राइवर हरी बत्ती देखकर बिना रुके निकल जाता है ।










८. निम्न चित्र को पहचानो और इस पक्षी पर पांच वाक्य लिखो






ਪੰਜਾਬੀ

ਸਾਰੀਆਂ ਮਾਤਰਾਵਾਂ(ਕੰ ਨਾ, ਸਸਹਾਰੀ, ਸਬਹਾਰੀ, ਐਕੰ ਝ, ਦੁਲੈਂਕੜ ਅਤੇ ਹੋੜਾ) ਦੇ ਦਸ ਦਸ ਸ਼ਬਦ ਸਲਖੇ।

❖ Dear children, along with doing your Homework and all the revision work daily, following is a suggestive time-table that will help you have the best of work and play. Have a fun-filled, learning rich vacation! All the best!

Day 1 Begin and end your day with a prayer 	Day 2 Find objects of different shapes in your home. 	Day 3 Act of Kindness! Give a packet of biscuit to any poor child you see around.	Day 4 Learn any English Song. 	Day 5 Play time! Catch and throw a tennis ball with your mother.
Day 6 It's time to practice forward and backward counting!	Day 7 Take care of the plants around you. Water them daily. 	Day 8 Watch Animal Planet and learn some fun facts about animals.	Day 9 Fitness Time Go for a morning walk with your parents.	Day 10 Watch a cartoon movie and learn any 5 new words from it.
Day 11 Practice writing your name and surname in Hindi and English.	Day 12 Learn to button, unbutton and fold your shirt. 	Day 13 Learn any one Maths trick from your mother. 	Day 14 Play Carom Board with your parents. 	Day 15 Act of Kindness! Make kindness a part of you! Find a way to help others
Day 16 Make Lemonade with the help of an elder and serve it to all.	Day 17 Use magic words daily : ✓ Please ✓ Sorry ✓ Thank You ✓ Excuse me	Day 18 Get crafty! Make something to decorate your room. 	Day 19 Read a story. Understand its moral. 	Day 20 Be a Story-Teller! Recite the story you read to your grandparents at night.
Day 21 किसी अखबार या मैगज़ीनमें से 5 'आ' (०) मात्रा शब्द ढूँढें।	Day 22 Help your mother to fill water bottles.	Day 23 Have a family outing and tell about it to your friend over phone.	Day 24 Do the cleaning and dusting of the house with your father.	Day 25 Yoga Time! Practice some yoga asanas to keep yourself fit!

Day 26 Ask your grandparents about the fondest memory of their childhood.	Day 27 Learn to tie your shoe lace. 	Day 28 Daddy, I love you! Make a sweet Father's Day card. 	Day 29 Go to the park and enjoy! 	Day 30 Check your books and notebooks. Get them in shape!
---	--	--	--	---

For any Query :-

Please Contact Ms Triveni: 95929-55559